


Regd./Corp. Office :
57/2, Site-IV, Industrial Area,
Sahibabad, Ghaziabad-201 010,
Uttar Pradesh (India)
Tel. : +91-120-4161700 (60 Lines)
Tele Fax : +91-120-2895299, 2896041
E-mail : info@alpsindustries.com
CIN : L51109UP1972PLC003544
www.alpsindustries.com

1. Name of Listed Entity : ALPS INDUSTRIES LIMITED (L51109UP1972PLC003544)
2. Scrip Code/Name of Scrip/Class of Security : NSE – ALPSINDUS EQ.
3. Share Holding Pattern Filed under: Reg. 31(1)(b)
 - a. If under 31(1)(b) then indicate the report for Quarter ending : December 31, 2016
4. Declaration: The Listed entity is required to submit the following declaration to the extent of submission of information:-

	Particulars	YES*	NO*
a	Whether the Listed Entity has issued any partly paid up shares	-	No
b	Whether the Listed Entity has issued any Convertible Securities or Warrants?	-	No
c	Whether the Listed Entity has any shares against which depository receipts are issued?	-	No
d	Whether the Listed Entity has any shares in locked-in?	-	No
e	Whether any shares held by promoters are pledge or otherwise encumbered?	YES	-

For Alps Industries Limited

AJAY GUPTA
(Company Secretary & General Manager-Legal)

1. Name of Listed Entity : ALPS INDUSTRIES LIMITED

2. Quarter ending : 31ST DECEMBER 2016


Table I - Summary Statement holding of specified securities

Category	Category of shareholder	Nos. of shareholders		No. of Partly paid-up equity shares held	No. of shares underlying Depository Receipts	Total nos. shares held	Shareholding as a % of total no. of shares (calculated as per SCRR, 1957) As a % of (A+B+C2)	Number of Voting Rights held in each class of securities			No. of Shares Underlying Outstanding convertible securities (including Warrants)	Shareholding , as a % assuming full conversion of convertible securities (as a percentage of diluted share capital) As a % of (A+B+C2)	Number of Locked in shares		Number of Shares pledged or otherwise encumbered		Number of equity shares held in dematerialized form	
								No of Voting Rights	Total as a % of Total Voting Rights				No.	As a % of total Shares held	No.	As a % of total Shares held		
(I)	(II)	(III)	(IV)	(V)	(VI)	(VII) = (IV)+(V)+ (VI)	(VIII)	Class eg: X	Class eg: Y	Total			(XII)	(XIII)	(XIV)			
								(a)	(b)			(a)	(b)					
(A)	Promoter & Promoter Group	19	10586018	0	0	10586018	27.06	10586018	0	10586018	27.06	0	0	0	0	7586018	71.66	10586018
(B)	Public	22743	28528082	0	0	28528082	72.94	28528082	0	28528082	72.94	0	0	0	0	0	0	28431474
(C)	Non Promoter-Non Public	0	0	0	0	0	0	0	0	0	0	0	0	0	0	0	0	0
(C1)	Shares underlying DRs	0	0	0	0	0	0	0	0	0	0	0	0	0	0	0	0	0
(C2)	Shares held by Employee Trusts	0	0	0	0	0	0	0	0	0	0	0	0	0	0	0	0	0
	Total	22762	39114100	0	0	39114100	100	39114100	0	39114100	100	0	0	0	0	7586018	71.66	39017492



Table II - Statement showing shareholding pattern of the Promoter and Promoter Group

Category and name of shareholder	PAN	Nos. of shareholders	No. of fully paid up equity shares held	No. of Partly paid-up equity shares held	No. of shares underlying Depository Receipts	Total nos. shares held	Shareholding % calculated as per SCRR, 1957 As a % of (A+B+C2)	Number of Voting Rights held in each class of securities			No. of Shares Underlying Outstanding convertible securities (including Warrants)	Shareholding , as a % assuming full conversion of convertible securities (as a percentage of diluted share capital) As a % of (A+B+C2)	Number of Locked in shares		Number of Shares pledged or otherwise encumbered		Number of equity shares held in dematerialized form	
								No of Voting Rights		Total as a % of Total Voting Rights			No.	As a % of total Shares held	No.	As a % of total Shares held		
								Class eg: X	Class eg:y	Total			(a)	(b)	(a)	(b)		
								(I)	(II)	(III)			(IV)	(V)	(VI)	(VII) = (IV)+(V)+ (VI)		(VIII)
1 Indian																		
a Individuals/Hindu undivided Family		8	2906028	0	0	2906028	7.43	2906028	0	2906028	7.43	0	0	2406028	82.79	2906028		
K. K. AGARWAL (HUF)	AABHK7991K		117000	0	0	117000	0.3	117000	0	117000	0.3	0	0	67000	57.26	117000		
SANDEEP AGARWAL(HUF)	AADHS9672P		94380	0	0	94380	0.24	94380	0	94380	0.24	0	0	44380	47.02	94380		
NIDHI AGARWAL	AAKPA2949J		216100	0	0	216100	0.55	216100	0	216100	0.55	0	0	16100	7.45	216100		
K K AGARWAL	AAPPA5044B		1147460	0	0	1147460	2.93	1147460	0	1147460	2.93	0	0	1147460	100	1147460		
SANDEEP AGARWAL	ACEPA4737G		651510	0	0	651510	1.67	651510	0	651510	1.67	0	0	651510	100	651510		
SANYOG AGARWAL	ACGPA7178K		248650	0	0	248650	0.64	248650	0	248650	0.64	0	0	248650	100	248650		
ROHAN AGARWAL	AIUPA3170F		430128	0	0	430128	1.1	430128	0	430128	1.1	0	0	230128	53.5	430128		
SUNANDINI AGARWAL	AIUPA3196R		800	0	0	800	0	800	0	800	0	0	0	800	100	800		
b Central Government/ State Government(s)		0	0	0	0	0	0	0	0	0	0	0	0	0	0	0	0	0
c Financial Institutions/ Banks		0	0	0	0	0	0	0	0	0	0	0	0	0	0	0	0	0
d Any Other (specify)		11	7679990	0	0	7679990	19.63	7679990	0	7679990	19.63	0	0	5179990	67.45	7679990		
BODY CORPORATE																		
CORONATION SPINNING INDIA PVT LTD	AAACC8311R		900000	0	0	900000	2.3	900000	0	900000	2.3	0	0	300000	33.33	900000		
CAREEN FINTEC (P) LTD	AAACC8312N		295000	0	0	295000	0.75	295000	0	295000	0.75	0	0	295000	100	295000		
PADAM PRECISION DIES AND COMPONENTS PVT LTD	AAACP4217H		1688200	0	0	1688200	4.32	1688200	0	1688200	4.32	0	0	188200	11.15	1688200		
PREFECT FINMEN SERVICES (P) LTD	AAACP8958R		412800	0	0	412800	1.06	412800	0	412800	1.06	0	0	262800	63.66	412800		
PEEK FINVEST (P) LTD	AAACP8959Q		342082	0	0	342082	0.87	342082	0	342082	0.87	0	0	342082	100	342082		
ROSEAT FINVEST (P) LTD	AAACR7175G		382000	0	0	382000	0.98	382000	0	382000	0.98	0	0	382000	100	382000		
PEEK TEXFAB LTD	AABCA6857F		100120	0	0	100120	0.26	100120	0	100120	0.26	0	0	120	0.12	100120		
PACIFIC TEXMARK PRIVATE LIMITED	AABCA7511N		2835872	0	0	2835872	7.25	2835872	0	2835872	7.25	0	0	2835872	100	2835872		
ALPS PROCESSERS PRIVATE LIMITED	AABCA7512R		250116	0	0	250116	0.64	250116	0	250116	0.64	0	0	250116	100	250116		
SUPREME FINVEST (P) LTD	AACCS0471N		290000	0	0	290000	0.74	290000	0	290000	0.74	0	0	140000	48.28	290000		



SAURABH FLORICULTURE (P) LTD	AACCS6111R		183800	0	0	183800	0.47	183800	0	183800	0.47	0	0.47	0	0	183800	100	183800
Sub-Total (A)(1)		19	10586018	0	0	10586018	27.06	10586018	0	10586018	27.06	0	27.06	0	0	7586018	71.66	10586018
2 Foreign																		
a Individuals (Non-Resident Individuals/ Foreign Individuals)		0	0	0	0	0	0	0	0	0	0	0	0	0	0	0	0	0
b Government		0	0	0	0	0	0	0	0	0	0	0	0	0	0	0	0	0
c Institutions		0	0	0	0	0	0	0	0	0	0	0	0	0	0	0	0	0
d Foreign Portfolio Investor		0	0	0	0	0	0	0	0	0	0	0	0	0	0	0	0	0
e Any Other (specify)		0	0	0	0	0	0	0	0	0	0	0	0	0	0	0	0	0
Sub-Total (A)(2)		0	0	0	0	0	0	0	0	0	0	0	0	0	0	0	0	0
Total Shareholding of Promoter and Promoter Group (A)= (A)(1)+(A)(2)		19	10586018	0	0	10586018	27.06	10586018	0	10586018	27.06	0	27.06	0	0	7586018	71.66	10586018



Table III - Statement showing shareholding pattern of the Public shareholder

	Category and name of shareholder	PAN	Nos. of shareholders	No. of fully paid up equity shares held	No. of Partly paid-up equity shares held	No. of shares underlying Depository Receipts	Total nos. shares held	Shareholding % calculated as per SCRR, 1957 As a % of (A+B+C2)	Number of Voting Rights held in each class of securities			No. of Shares Underlying Outstanding convertible securities (including Warrants)	Shareholding, as a % assuming full conversion of convertible securities (as a percentage of diluted share capital) As a % of (A+B+C2)	Number of Locked in shares		Number of Shares pledged or otherwise encumbered		Number of equity shares held in dematerialized form		
									(IX)					(X)	(XI)	(XII)			(XIII)	
									No of Voting Rights	Total as a % of Total Voting Rights						No.	As a % of total Shares held		No.	As a % of total Shares held
	(I)	(II)	(III)	(IV)	(V)	(VI)	(VII) = (IV)+(V)+(VI)	(VIII)	Class eg: X	Class eg:y	Total			(a)	(b)	(a)	(b)	(XIV)		
1	Institutions																			
a	Mutual Funds/		3	300	0	0	300	0.001	300	0	300	0	0	0.001	0	0	0	0	100	
b	Venture Capital Funds		0	0	0	0	0	0	0	0	0	0	0	0	0	0	0	0	0	
c	Alternate Investment Funds		0	0	0	0	0	0	0	0	0	0	0	0	0	0	0	0	0	
d	Foreign Venture Capital Investors		0	0	0	0	0	0	0	0	0	0	0	0	0	0	0	0	0	
e	Foreign Portfolio Investors		0	0	0	0	0	0	0	0	0	0	0	0	0	0	0	0	0	
f	Financial Institutions/ Banks		1	200	0	0	200	0.001	200	0	200	0.001	0	0.001	0	0	0	0	200	
g	Insurance Companies		0	0	0	0	0	0	0	0	0	0	0	0	0	0	0	0	0	
h	Provident Funds/ Pension Funds		0	0	0	0	0	0	0	0	0	0	0	0	0	0	0	0	0	
i	Any Other (specify)		0	0	0	0	0	0	0	0	0	0	0	0	0	0	0	0	0	
	Sub-Total (B)(1)		4	500	0	0	500	0.001	500	0	500	0.001	0	0.001	0	0	0	0	500	



2,	Central Government/ State Government(s)/ President of India	0	0	0	0	0	0	0	0	0	0	0	0	0	0	0	0	0
	Sub-Total (B)(2)	0	0	0	0	0	0	0	0	0	0	0	0	0	0	0	0	0
3	Non-institutions																	
a	Individuals -																	
	i. Individual shareholders holding nominal share capital up to Rs. 2 lakhs.	21974	16398256	0	0	16398256	41.92	16398256	0	16398256	41.92	0	41.92	0	0	0	16335980	
	ii. Individual shareholders holding nominal share capital in excess of Rs. 2 lakhs.	118	7335221	0	0	7335221	18.75	7335221	0	7335221	18.75	0	18.75	0	0	0	7335221	
	Kinnari Rakesh Pujara	1	492249	0	0	492249	1.26	492249	0	492249	1.26	0	1.26	0	0	0	492249	
	Subramanian P	1	435650	0	0	435650	1.11	435650	0	435650	1.11	0	1.11	0	0	0	435650	
	b NBFCs registered with RBI	1	4500	0	0	4500	0.01	4500	0	4500	0.01	0	0.01	0	0	0	4500	
	c Employee Trusts	0	0	0	0	0	0	0	0	0	0	0	0	0	0	0	0	
	d Overseas Depositories (holding DRs) (balancing figure)	0	0	0	0	0	0	0	0	0	0	0	0	0	0	0	0	
	e Any Other (specify) CORPORATE BODY	368	3838369	0	0	3838369	9.81	3838369	0	3838369	9.81	0	9.81	0	0	0	3833149	
	Any Other (specify) NRI	278	951236	0	0	951236	2.43	951236	0	951236	2.43	0	2.43	0	0	0	922324	
	CORPORATE BODY # Shree Naman Securities and Finance Private Limited	1	566128	0	0	566128	1.45	566128	0	566128	1.45	0	1.45	0	0	0	566128	
	Sub-Total (B)(3)	22739	28527582	0	0	28527582	72.934	28527582	0	28527582	72.934	0	72.934	0	0	0	28431174	
	Total Public Shareholding (B)=	22743	28528082	0	0	28528082	72.936	28528082	0	28528082	72.936	0	72.936	0	0	0	28431474	




Table IV - Statement showing shareholding pattern of the Non Promoter- Non Public shareholder

Category and name of shareholder	PAN	Nos. of shareholders	No. of fully paid up equity shares held	No. of Partly paid-up equity shares held	No. of shares underlying Depository Receipts	Total nos. shares held	Shareholding % calculated as per SCRR, 1957 As a % of (A+B+C2)	Number of Voting Rights held in each class of securities			No. of Shares Underlying Outstanding convertible securities (including Warrants)	Shareholding , as a % assuming full conversion of convertible securities (as a percentage of diluted share capital) As a % of (A+B+C2)	Number of Locked in shares		Number of Shares pledged or otherwise encumbered		Number of equity shares held in dematerialized form									
								(I)	(II)	(III)			(IV)	(V)	(VI)	(VII) = (IV)+(V)+ (VI)		(VIII)	(IX)	(X)	(XI)	(XII)		(XIII)		(XIV)
																						No. of Voting Rights	Total as a % of Total Voting Rights	No.	As a % of total Shares held	
								Class eg: X	Class eg:y	Total			(a)	(b)	(a)	(b)										
1		0	0	0	0	0	0	0	0	0	0	0	0	0			0									
2		0	0	0	0			0	0	0	0	0	0				0									
a		0	0	0	0	0	0	0	0	0	0	0	0	0			0									
Total Non-Promoter-Non Public Shareholding (C)= (C)(1)+(C)(2)		0	0	0	0	0	0	0	0	0	0	0	0	0			0									

