

1. Name of Listed Entity : ALPS INDUSTRIES LIMITED

2. Quarter ending : 31st December 2017

Table I - Summary Statement holding of specified securities

Category	Category of shareholder	Nos. of shareholders		No. of Partly paid-up equity shares held	No. of shares underlying Depository Receipts	Total nos. shares held	Shareholding as a % of total no. of shares (calculated as per SCRR, 1957) As a % of (A+B+C2)	Number of Voting Rights held in each class of securities			No. of Shares Underlying Outstanding convertible securities (including Warrants)	Shareholding, as a % assuming full conversion of convertible securities (as a percentage of diluted share capital) As a % of (A+B+C2)	Number of Locked in shares		Number of pledged securities encumbered	
								No of Voting Rights	Total as a % of Total Voting Rights				No.	As a % of total Shares held		No.
(I)	(II)	(III)	(IV)	(V)	(VI)	(VII) = (IV)+(V)+ (VI)	(VIII)	(IX)			(X)	(XI)	(XII)		(XIII)	
								Class eg: X	Class eg: Y	Total			(a)	(b)	(a)	
(A)	Promoter & Promoter Group	19	10586018	0	0	10586018	27.06	10586018	0	10586018	27.06	0	0	0	0	4086018
(B)	Public	21037	28528082	0	0	28528082	72.94	28528082	0	28528082	72.94	0	0	0	0	0
(C)	Non Promoter- Non Public	0	0	0	0	0	0	0	0	0	0	0	0	0	0	0
(C1)	Shares underlying DRs	0	0	0	0	0	0	0	0	0	0	0	0	0	0	0
(C2)	Shares held by Employee Trusts	0	0	0	0	0	0	0	0	0	0	0	0	0	0	0
	Total	21056	39114100	0	0	39114100	100	39114100	0	39114100	100	0	0	0	0	4086018



Table II - Statement showing shareholding pattern of the Promoter and Promoter Group

Category and name of shareholder	PAN	Nos. of shareholders	No. of fully paid up equity shares held	No. of Partly paid-up equity shares held	No. of shares underlying Depository Receipts	Total nos. shares held	Shareholding % calculated as per SCRR, 1957 As a % of (A+B+C2)	Number of Voting Rights held in each class of securities			No. of Shares Underlying Outstanding convertible securities (including Warrants)	Shareholding , as a % assuming full conversion of convertible securities (as a percentage of diluted share capital) As a % of (A+B+C2)	Number of Locked in shares		Number of Shares pledged or otherwise encumbered		Number of equity shares held in dematerialized form		
								No of Voting Rights		Total as a % of Total Voting Rights			No.	As a % of total Shares held	No.	As a % of total Shares held			
								Class eg: X	Class eg:y	Total			(a)	(b)	(a)	(b)			
(I)	(II)	(III)	(IV)	(V)	(VI)	(VII) = (IV)+(V)+ (VI)	(VIII)	(IX)			(X)	(XI)	(XII)		(XIII)		(XIV)		
1	Indian																		
a	Individuals/Hindu undivided Family	8	2906028	0	0	2906028	7.43	2906028	0	2906028	7.43	0	7.43	0	0	1656028	56.98	2906028	
	K. K. AGARWAL (HUF)	AABHK7991K	117000	0	0	117000	0.3	117000	0	117000	0.3	0	0.3	0	0	67000	57.26	117000	
	SANDEEP AGARWAL(HUF)	AADHS9672P	94380	0	0	94380	0.24	94380	0	94380	0.24	0	0.24	0	0	44380	47.02	94380	
	NIDHI AGARWAL	AAKPA2949J	216100	0	0	216100	0.55	216100	0	216100	0.55	0	0.55	0	0	16100	7.45	216100	
	K K AGARWAL	AAPPA5044B	1147460	0	0	1147460	2.93	1147460	0	1147460	2.93	0	2.93	0	0	647460	56.42	1147460	
	SANDEEP AGARWAL	ACEPA4737G	651510	0	0	651510	1.67	651510	0	651510	1.67	0	1.67	0	0	401510	61.63	651510	
	SANYOG AGARWAL	ACGPA7178K	248650	0	0	248650	0.64	248650	0	248650	0.64	0	0.64	0	0	248650	100	248650	
	ROHAN AGARWAL	AIUPA3170F	430128	0	0	430128	1.1	430128	0	430128	1.1	0	1.1	0	0	230128	53.5	430128	
	SUNANDINI AGARWAL	AIUPA3196R	800	0	0	800	0	800	0	800	0	0	0	0	0	800	100	800	
b	Central Government/ State Government(s)		0	0	0	0	0	0	0	0	0	0	0	0	0	0	0	0	
c	Financial Institutions/ Banks		0	0	0	0	0	0	0	0	0	0	0	0	0	0	0	0	
d	Any Other (specify)		11	7679990	0	0	7679990	19.63	7679990	0	7679990	19.63	0	19.63	0	0	2429990	31.64	7679990
	BODY CORPORATE																		
	CORONATION SPINNING INDIA PVT LTD	AAACC8311R	900000	0	0	900000	2.3	900000	0	900000	2.3	0	2.3	0	0	300000	33.33	900000	
	CAREEN FINTEC (P) LTD	AAACC8312N	295000	0	0	295000	0.75	295000	0	295000	0.75	0	0.75	0	0	45000	15.25	295000	
	PADAM PRECISION DIES AND COMPONENTS PVT LTD	AAACP4217H	1688200	0	0	1688200	4.32	1688200	0	1688200	4.32	0	4.32	0	0	188200	11.15	1688200	
	PREFECT FINMEN SERVICES (P) LTD	AAACP8958R	412800	0	0	412800	1.06	412800	0	412800	1.06	0	1.06	0	0	262800	63.66	412800	
	PEEK FINVEST (P) LTD	AAACP8959Q	342082	0	0	342082	0.87	342082	0	342082	0.87	0	0.87	0	0	342082	100	342082	
	ROSEAT FINVEST (P) LTD	AAACR7175G	382000	0	0	382000	0.98	382000	0	382000	0.98	0	0.98	0	0	382000	100	382000	
	PEEK TEXTFAB LTD	AABCA6857F	100120	0	0	100120	0.26	100120	0	100120	0.26	0	0.26	0	0	120	0.12	100120	
	PACIFIC TEXMARK PRIVATE LIMITED	AABCA7511N	2835872	0	0	2835872	7.25	2835872	0	2835872	7.25	0	7.25	0	0	335872	11.84	2835872	
	ALPS PROCESSERS PRIVATE LIMITED	AABCA7512R	250116	0	0	250116	0.64	250116	0	250116	0.64	0	0.64	0	0	250116	100	250116	
	SUPREME FINVEST (P) LTD	AACCS0471N	290000	0	0	290000	0.74	290000	0	290000	0.74	0	0.74	0	0	140000	48.28	290000	



SAURABH FLORICULTURE (P) LTD	AACCS6111R		183800	0	0	183800	0.47	183800	0	183800	0.47	0	0.47	0	0	183800	10
Sub-Total (A)(1)		19	10586018	0	0	10586018	27.06	10586018	0	10586018	27.06	0	27.06	0	0	4086018	38
2 Foreign																	
a Individuals (Non-Resident Individuals/ Foreign Individuals)		0	0	0	0	0	0	0	0	0	0	0	0	0	0	0	0
b Government		0	0	0	0	0	0	0	0	0	0	0	0	0	0	0	0
c Institutions		0	0	0	0	0	0	0	0	0	0	0	0	0	0	0	0
d Foreign Portfolio Investor		0	0	0	0	0	0	0	0	0	0	0	0	0	0	0	0
e Any Other (specify)		0	0	0	0	0	0	0	0	0	0	0	0	0	0	0	0
Sub-Total (A)(2)		0	0	0	0	0	0	0	0	0	0	0	0	0	0	0	0
Total Shareholding of Promoter and Promoter Group (A)= (A)(1)+(A)(2)		19	10586018	0	0	10586018	27.06	10586018	0	10586018	27.06	0	27.06	0	0	4086018	38




Table III - Statement showing shareholding pattern of the Public shareholder

	Category and name of shareholder	PAN	Nos. of shareholders	No. of fully paid up equity shares held	No. of Partly paid-up equity shares held	No. of shares underlying Depository Receipts	Total nos. shares held	Shareholding % calculated as per SCRR, 1957 As a % of (A+B+C2)	Number of Voting Rights held in each class of securities			No. of Shares Underlying Outstanding convertible securities (including Warrants)	Shareholding, as a % assuming full conversion of convertible securities (as a percentage of diluted share capital) As a % of (A+B+C2)	Number of Locked in shares		Number of Shares pledged or otherwise encumbered		Number of equity shares held in dematerialized form	
									(VII) = (IV)+(V)+(VI)	(VIII)	(IX)			(X)	(XI)	(XII)	(XIII)		(XIV)
									No of Voting Rights			Total as a % of Total Voting Rights		No. As a % of total Shares held		No. As a % of total Shares held			
									Class eg: X	Class eg:y	Total			(a)	(b)	(a)	(b)		
1	Institutions																		
a	Mutual Funds/		3	300	0	0	300	0.001	300	0	300	0	0	0.001	0	0	NA	NA	100
b	Venture Capital Funds		0	0	0	0	0	0	0	0	0	0	0	0	0	0	NA	NA	0
c	Alternate Investment Funds		0	0	0	0	0	0	0	0	0	0	0	0	0	0	NA	NA	0
d	Foreign Venture Capital Investors		0	0	0	0	0	0	0	0	0	0	0	0	0	0	NA	NA	0
e	Foreign Portfolio Investors		0	0	0	0	0	0	0	0	0	0	0	0	0	0	NA	NA	0
f	Financial Institutions/ Banks		1	200	0	0	200	0.001	200	0	200	0.001	0	0.001	0	0	NA	NA	200
g	Insurance Companies		0	0	0	0	0	0	0	0	0	0	0	0	0	0	NA	NA	0
h	Provident Funds/ Pension Funds		0	0	0	0	0	0	0	0	0	0	0	0	0	0	NA	NA	0
i	Any Other (specify)		0	0	0	0	0	0	0	0	0	0	0	0	0	0	NA	NA	0
	Sub-Total (B)(1)		4	500	0	0	500	0.001	500	0	500	0.001	0	0.001	0	0	NA	NA	300
2	Central Government/ State Government(s)/ President of India		0	0	0	0	0	0	0	0	0	0	0	0	0	0	NA	NA	0
	Sub-Total (B)(2)		0	0	0	0	0	0	0	0	0	0	0	0	0	0	NA	NA	0




3	Non-institutions																NA	NA	
a	Individuals -																NA	NA	
	i. Individual shareholders holding nominal share capital up to Rs. 2 lakhs.		19818	15448675	0	0	15448675	39.496	15448675	0	15448675	39.496	0	39.496	0	0	NA	NA	15387299
	ii. Individual shareholders holding nominal share capital in excess of Rs. 2 lakhs.		122	7155287	0	0	7155287	18.293	7155287	0	7155287	18.293	0	18.293	0	0	NA	NA	7155287
	Subramanian P	AMBPS8931K	1	435650	0	0	435650	1.11	435650	0	435650	1.11	0	1.11	0	0	NA	NA	435650
b	NBFCs registered with RBI		1	4500	0	0	4500	0.01	4500	0	4500	0.01	0	0.01	0	0	NA	NA	4500
c	Employee Trusts		0	0	0	0	0	0	0	0	0	0	0	0	0	0	NA	NA	0
d	Overseas Depositories (holding DRs) (balancing figure)		0	0	0	0	0	0	0	0	0	0	0	0	0	0	NA	NA	0
e	Any Other (specify) # CLEARING MEMBER		41	110079	0	0	110079	0.281	110079	0	110079	0.281	0	0.281	0	0.000	NA	NA	110079
	Any Other (specify) # CORPORATE BODY		228	3755265	0	0	3755265	9.601	3755265	0	3755265	9.601	0	9.601	0	0.000	NA	NA	3750045
	Any Other (specify) # NRI		257	769087	0	0	769087	1.966	769087	0	769087	1.966	0	1.966	0	0.000	NA	NA	740175
	Any Other (specify) # RESIDENT (HUF)		566	1284689	0	0	1284689	3.284	1284689	0	1284689	3.284	0	3.284	0	0.000	NA	NA	1284689
	CORPORATE BODY # JM FINANCIAL SERVICES LIMITED	AAACJ5977A	1	1061182	0	0	1061182	2.713	1061182	0	1061182	2.713	0	2.713	0	0.000	NA	NA	1061182
	Sub-Total (B)(3)		21033	28527582	0	0	28527582	72.934	28527582	0	28527582	72.934	0	72.934	0	0.000	NA	NA	28432074
	Total Public Shareholding (B)= (B)(1)+(B)(2)+(B)(3)		21037	28528082	0	0	28528082	72.936	28528082	0	28528082	72.936	0	72.936	0	0.000	NA	NA	28432374



Details of the shareholders acting as persons in Concert including their Shareholding:

Name of shareholder	Name of PAC	No. of shares	Holding %

~~N/A~~



Details of Shares which remain unclaimed may be given here along with details such as number of shareholders, outstanding shares held in demat/unclaimed suspense account, voting rights which are frozen etc.

No. of shareholders	No. of Shares
99	14366




Table IV - Statement showing shareholding pattern of the Non Promoter- Non Public shareholder

(I)	(II)	(III)	(IV)	(V)	(VI)	(VII) = (IV)+(V)+ (VI)	(VIII)	(IX)			(X)	(XI)	(XII)		(XIII)	
								No of Voting Rights	Total as a % of Total Voting Rights				No.	As a % of total Shares held	No.	As a % of total Shares held
								Class eg: X	Class eg:y	Total			(a)	(b)	(a)	(b)
1	Custodian/ DR Holder	0	0	0	0	0	0	0	0	0	0	0	0	0		
2	Employee Benefit Trust (under SEBI (Share based Employee Benefit) Regulations, 2014)	0	0	0	0			0	0	0	0	0	0			
a	Total Non-Promoter- Non Public Shareholding (C)= (C)(1)+(C)(2)	0	0	0	0	0	0	0	0	0	0	0	0	0		

